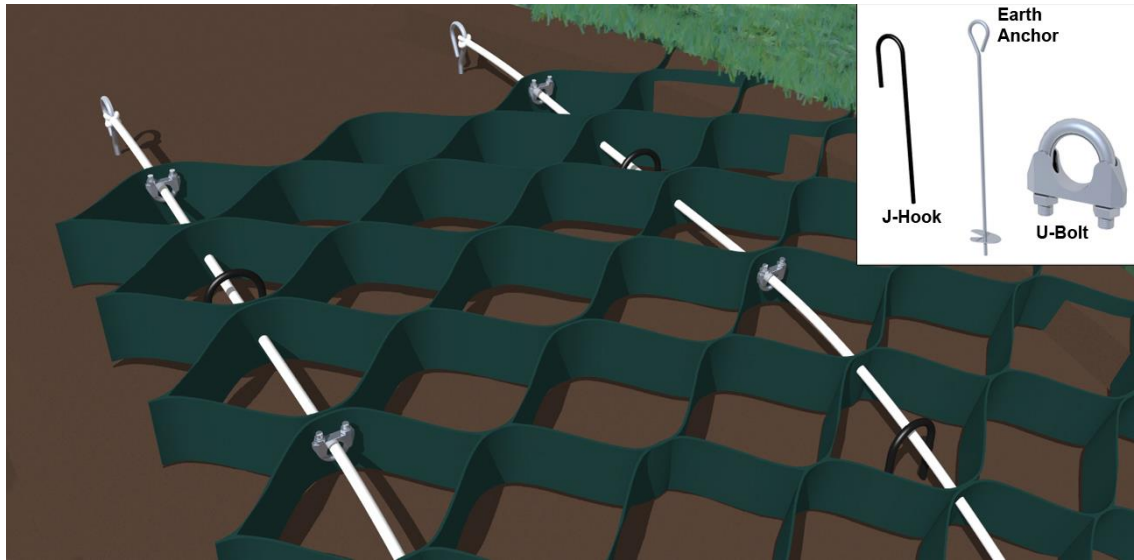


SLOPE GRID INSTALLATION DESIGN – A GENERAL GUIDE



This system consists of the geocellular Slope Grid, Earth Anchors, Tendons, Rebar J Hooks and U-Bolts. See page 2 for additional details.

Call Cell-Tek Geosynthetics LLC for further advice, 410-721-4844.

Earth Anchors are used to secure the system at the top of the slope.

Galvanized Aircraft Cabling is used as a Tendon that stretches through the system in rows at certain intervals and prevents the Grid from sliding down the slope.

U-Bolts act as 'stops' to prevent the Grid from sliding along the Tendons and also as fasteners to the Earth Anchors at the top and to the Rebar J Hooks at the bottom.

Rebar J Hooks are used to keep tension on the tendons and to secure the Grid at the bottom of the slope.

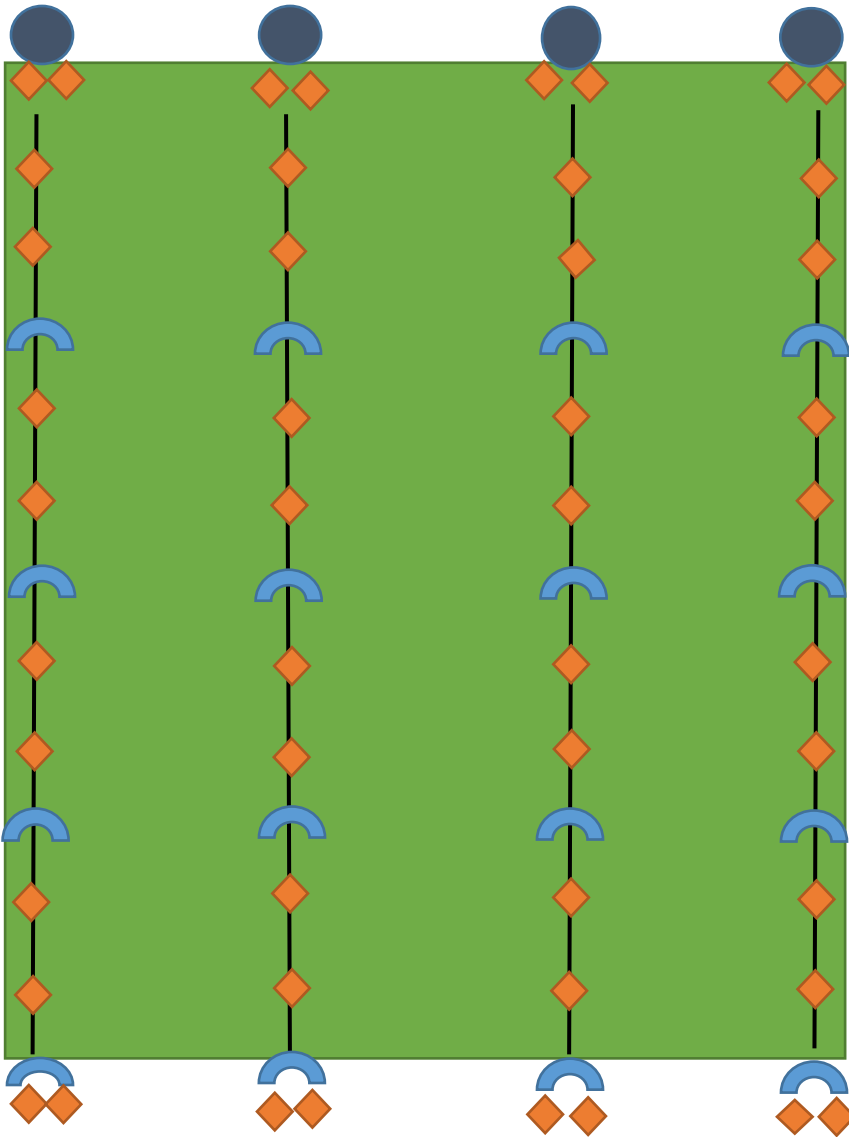







J HOOK ENGAGED TO TENDON FOR TENSION

UNDERLAYMENT: If you are filling the cells with aggregates such as gravel or rocks of any size install a non-woven geotextile fabric below the grid. This will keep the stones in the cells and prevent them from migrating down into the earth over time. If you are filling the cells with soil and planting vegetation on top then generally, you do not install a non-woven geotextile underlayment because it would inhibit root growth. In some rare cases where soils are so poor that there is concern that the soil will slump down behind/below the Slope Grid, you may want to install a non-woven geotextile as an underlayment. In this case, you will need to cut holes where vegetation such as bushes or trees are being installed so that the roots can grow deeper. If you plan to plant the entire area with grasses, for example, do not install a fabric. It's unlikely the vegetation will survive with a non-woven geotextile barrier because the roots will not have enough room to grow.

Slope Grid Installation Design (8' x 29')

Install 8' side across the top of the slope



-  **8' x 29'** Cell-Tek Geosynthetics SLOPE GRID (available in 4" and 6" cell depths, item SLP400 and SLP600)
-  Galvanized Aircraft Cabling, use 3/16" (GAC-A) with SLP400 or 1/4" (GAC-B) with SLP600, 29 linear feet + 3' excess = 32 linear feet x 4 rows = approx. **130 linear feet/grid**.
-  Helix Earth Anchors, 48" L, 4,000 lb. holding strength, **4/grid** installed across the top, item #EA1
-  Rebar J Hooks, available in 18" or 24" heights, 4 rows x 4 = **16/grid**, item JHR18 or JHR24
-  U-Bolts, use UBOLT-A with GAC-A and UBOLT-B with GAG-B = 4 rows x 12 = **48/grid**