

# Gravel-Lok™

## POROUS STONE PAVING



*Gravel-Lok is available in two formulas: Clear and Amber. This presentation explains the difference between the two formulas.*

[www.celltekdirect.com](http://www.celltekdirect.com)  
TEL 410-721-4844  
info@celltekdirect.com

CELL-TEK™  
Geosynthetics LLC

# Gravel-Lok

## CLEAR BOND



## Gravel-Lok™

CLEAR BINDER (includes UV additive)

Gravel-Lok is a single component, moisture curing liquid scientifically designed to bind together clean aggregates from 1/8" up to 3" in size for a variety of applications. Suitable for residential pathways, patios, garden paths, filling joints between flagstones, french drains, stone scaping around flower beds, gardens, and tree surrounds.

VISIT [WWW.GRAVEL-LOK.COM](http://WWW.GRAVEL-LOK.COM) FOR INFORMATION ON:

RECOMMENDED APPLICATIONS • STEP BY STEP INSTALLATION INSTRUCTIONS AND VIDEOS  
COVERAGE RATES • SDS AND SAFETY INFORMATION • TIPS FOR MAKING SAMPLES & TEST AREAS

SEE INSTRUCTIONS ON REVERSE SIDE.

For best results use Cell-Tek's Load Support Grid System (LSG series) which provides a strong foundation for any Gravel-Lok surface. Choose clean, washed, dense, hard stones. Not all stones are suitable for Gravel-Lok. Smaller stones sized 1/8" to 3/8" will result in a smoother, more durable surface with a stronger structure and is suitable for wheelchair accessibility (ADA compliant). **AVOID** dirty stones, sand, limestone, crush and run, decomposed granite, and stone dust. Create a test area or samples prior to installation.

PLEASE READ ALL SAFETY INSTRUCTIONS, SDS, AND INSTALLATION INSTRUCTIONS PRIOR TO USE. Protect skin from contact. Wear impervious gloves, safety glasses with side shields, long sleeve shirt and pants. Do not inhale fumes or vapors. Use proper respiratory protection (SEE PRECAUTIONARY STATEMENTS by peeling back label on reverse side). Use outside in well-ventilated areas only. Do not get liquid on anything not intended to be treated, it cannot be removed. Immediately clean up tools with acetone.

100% MADE IN USA  QUESTIONS CALL: 888-851-0051  5 GALLONS (18.9 Liters)  50 GALLONS (189 Liters)

### General Characteristics:


- Clear in color (for use with white or any color stone)
- Includes UV additives
- Initially darkens stone and has a shiny, wet look. Will stay shiny for 1 – 2 months or indefinitely, depending on amount of use.

# Gravel-Lok

## AMBER BOND

### General Characteristics:

- Amber/brown colored liquid (do not use with whitish colored stones)
- Does not contain UV additives.
- Considerably less expensive than the Gravel-Lok Clear formula
- Initially darkens stone and has a shiny, wet look. Dark color may intensify in first 1 – 2 months. Then, Gravel-Lok fades off surface of stone (70 – 80%) exposing natural color and matte finish of stone. This process, depending on exposure to sun, will take anywhere from 2 – 6 months from initial application. Lighter colored stones may adopt an amber hue.



**Gravel-Lok™**  
AMBER BINDER


Gravel-Lok is a single component, moisture curing liquid scientifically designed to bind together clean aggregates from 1/8" up to 3" in size for a variety of applications. Suitable for residential pathways, patios, garden paths, filling joints between flagstones, french drains, stone scaping around flower beds, gardens, and tree surrounds.

VISIT [WWW.GRAVEL-LOK.COM](http://WWW.GRAVEL-LOK.COM) FOR INFORMATION ON:  
RECOMMENDED APPLICATIONS • STEP BY STEP INSTALLATION INSTRUCTIONS AND VIDEOS  
COVERAGE RATES • SDS AND SAFETY INFORMATION • TIPS FOR MAKING SAMPLES & TEST AREAS

SEE INSTRUCTIONS ON REVERSE SIDE.

For best results use Cell-Tek's Load Support Grid System (LSG series) which provides a strong foundation for any Gravel-Lok surface. Choose clean, washed, dense, hard stones. Not all stones are suitable for Gravel-Lok. Smaller stones sized 1/8" to 3/8" will result in a smoother, more durable surface with a stronger structure and is suitable for wheelchair accessibility (ADA compliant). AVOID dirty stones, sand, limestone, crush and run, decomposed granite, and stone dust. Create a test area or samples prior to installation.

PLEASE READ ALL SAFETY INSTRUCTIONS, SDS, AND INSTALLATION INSTRUCTIONS PRIOR TO USE. Protect skin from contact. Wear impervious gloves, safety glasses with side shields, long sleeve shirt and pants. Do not inhale fumes or vapors. Use proper respiratory protection (SEE PRECAUTIONARY STATEMENTS by peeling back label on reverse side). Use outside in well-ventilated areas only. Do not get liquid on anything not intended to be treated, it cannot be removed. Immediately clean up tools with acetone.

100% MADE IN USA  QUESTIONS CALL: 888-851-0051  5 GALLONS (18.9 Liters)  50 GALLONS (189 Liters)

# Stone Color

Keep in mind that the coloring of any stone will look darker/deeper with Gravel-Lok on it – just like it looks when it is wet. This photo shows how our Yorktown pea gravel looks very different when it is wet with JUST WATER.



Here is the same Yorktown stone that was pictured in the last slide but this was bonded with Gravel-Lok. The sample on the left was bonded with Clear and the sample on the right was bonded with Amber. At this stage, there is no difference in the color. However, the Clear sample is more shiny. These samples were made indoors, not in the sun. In direct sunlight the amber color can intensify immediately. Over time, the Amber color will get darker and be noticeable. Eventually, it will fade off and reveal the natural color of the stone.



With Gravel-Lok CLEAR



With Gravel-Lok AMBER

After one month of partial sun exposure, the same samples were photographed and the amber color has intensified on the Amber sample...



After 6 months of sun exposure...



Clear

2-29-16

Amber

2-29-16

...there is a distinct difference between Clear and Amber after six months. The Clear sample is not as shiny as it was six months ago; yet there is still a little shine on some stones. The Amber sample is not shiny at all and the amber color has intensified. The white/light colored stones are now amber in color and blend in with the rest of the stones.






...After nearly one year, the shiny look of the Clear sample has disappeared. The amber color has intensified on the Amber sample. Notice a slight 'cracked' look on the top of some stones on the Amber sample. The coating on the top of each stone is starting to break down. It will weather off.




...After nearly two years, the stones, especially the ones treated with Clear Gravel-Lok, look very similar to how they looked naturally, before treated with Gravel-Lok. The Amber is continuing to break down and weather off the top of every stone. See next slide for close-up view.




The Amber formula is continuing to break down and weather off the top of every stone. It looks like tiny brown patches on the lighter stones.



The Clear formula does not have these brown patches on the lighter stones.



With the Clear formula, after nearly two years (one year in indirect sun, and one year in direct sun) the stones look very similar to how they looked before treatment with Gravel-Lok. And, they are no longer shiny. They look natural.



Additional examples...

If the stones have some color, the Amber color of the liquid will not be noticeable. See examples of stones that have been bonded with Amber and Clear Gravel-Lok. The colors of the stones intensify just as they would if the stone were wet. Clear will also yield a shiny look.



